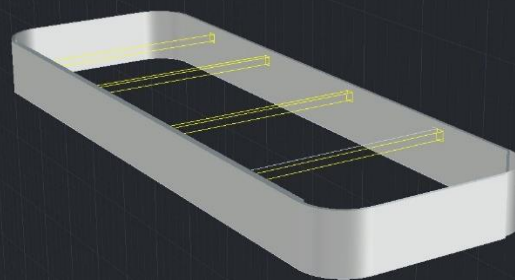




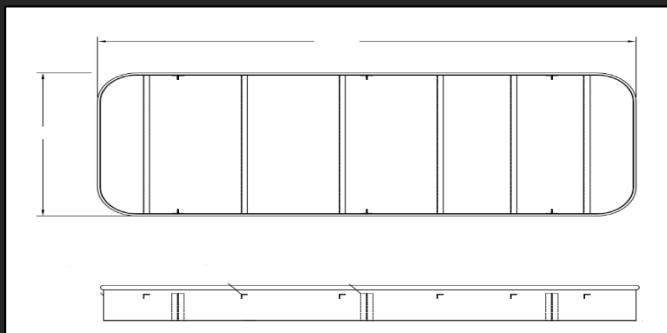
## > ISLAND FORMS

All INFILTEK Island Forms feature an outer shell constructed entirely from 304 stainless steel, ensuring superior durability and corrosion resistance. For internal components, we offer flexible options in both carbon steel and stainless steel, allowing you to tailor the solution to your specific needs.

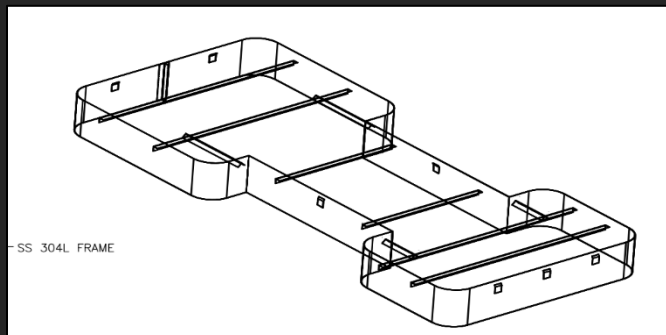
At INFILTEK, we are committed to customization. Whether you need a straight design, a dog bone shape, or a completely custom configuration, our team is ready to deliver a solution that perfectly fits your application.



### STANDARD



### DOG BONE



### ISLAND FORM ORDERING SPECIFICATION

W-( )"-L-( )"-S( )-O( )-I( )

#### WIDTH

- ANY LENGTH
- MIN 18"

#### LENGTH

- ANY LENGTH
- CUSTOM OPTIONS

#### SHAPE

- ST - STANDARD
- DB - DOG BONE

#### OUTER MATERIAL

- ST - SATIN
- SS-STAINLESS STEEL

#### INTERNAL MATERIAL

- SS - STAINLESS STEEL
- CS - CARBON STEEL

**CONTACT US TODAY - YOUR SOLUTIONS START HERE!**